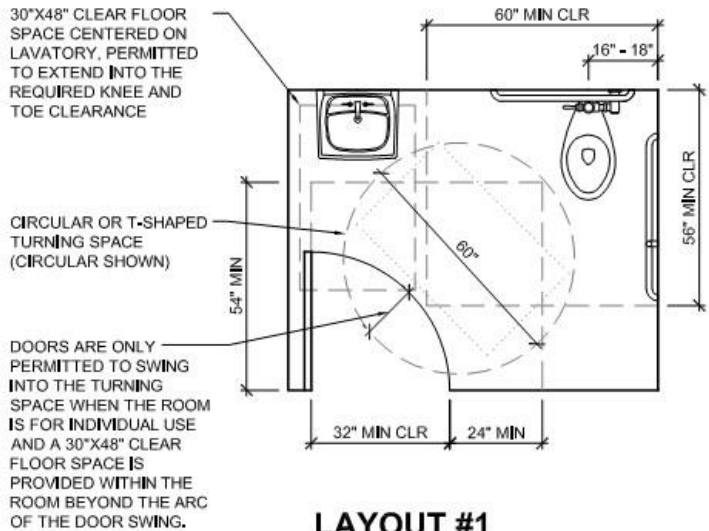
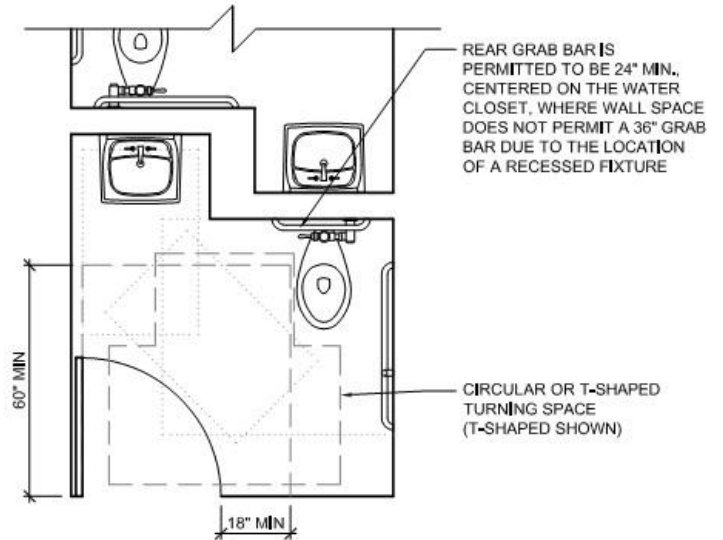


This Tip Sheet reflects code requirements of the 2015 International Building Code (IBC) and ICC A117.1-2009 Accessible and Usable Buildings and Facilities with Washington State Amendments.

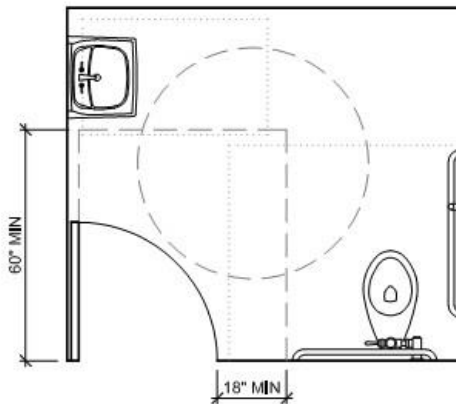


**LAYOUT #1**

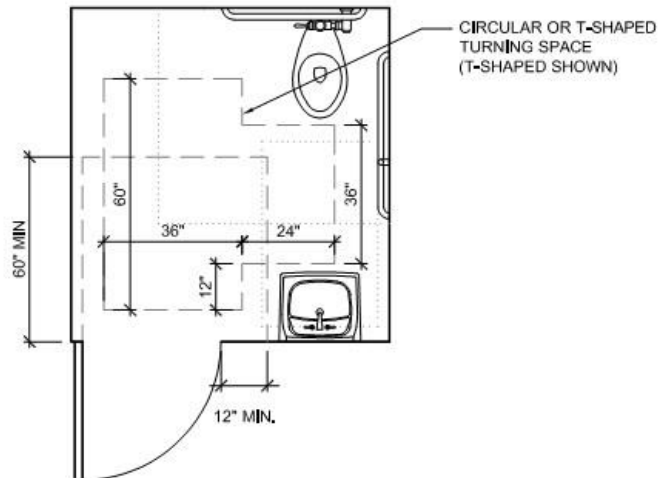
NOTE: SINK AND TOILET CLEARANCES SHOWN IN LAYOUT #1 ARE TYPICAL OF ALL LAYOUTS, UNLESS NOTED OTHERWISE



**LAYOUT #2**



**LAYOUT #3**

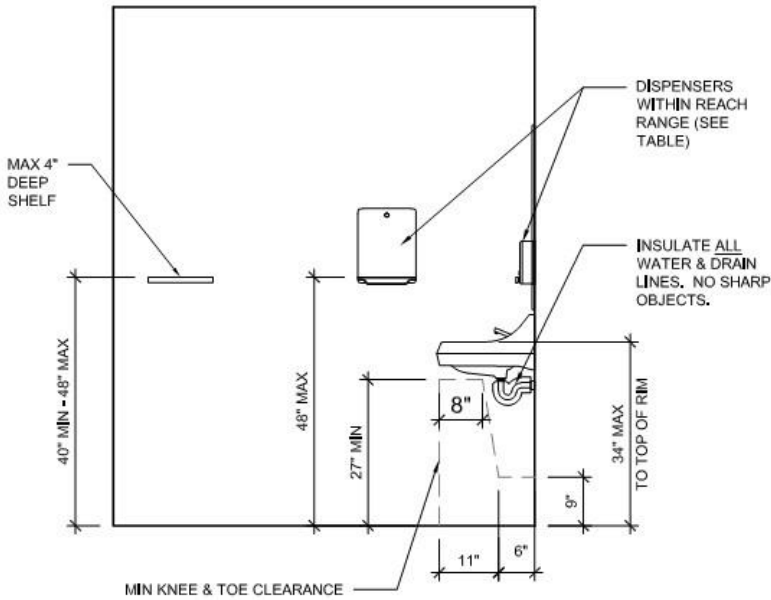
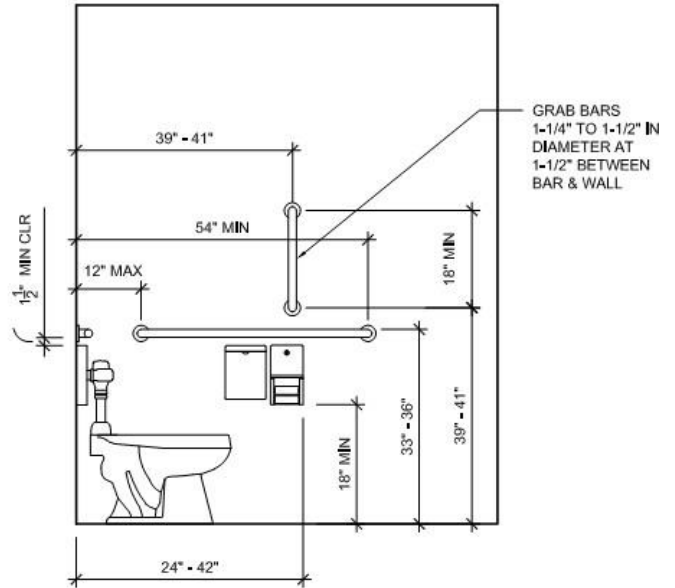
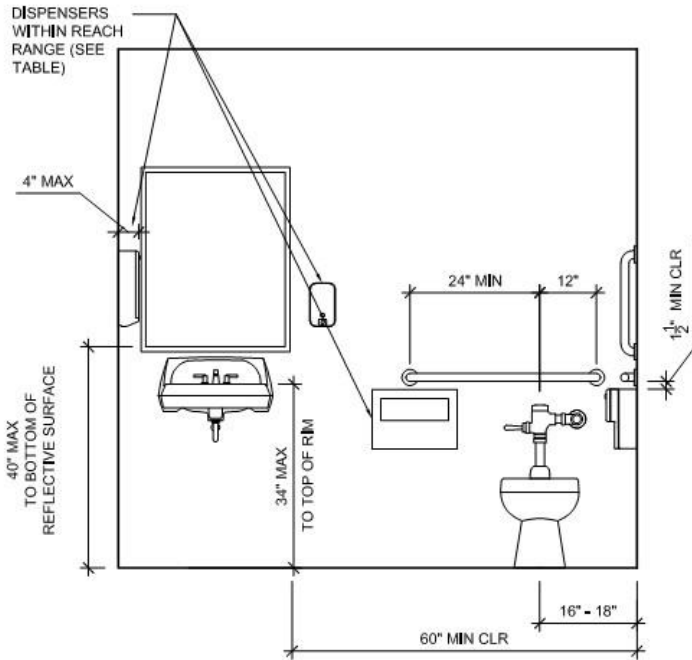


**LAYOUT #4**

GENERAL INFORMATION:

- The intent of this Tip Sheet is to provide a general understanding of the code requirements and does not address the subject in great detail.
- Additional information can be obtained from your local participating jurisdiction.

# Single User Accessible Restrooms



OBSTRUCTION DEPTH, MAX	DISPENSER REACH HT. MAX.
0.5 IN	48 IN
2 IN	46 IN
5 IN	42 IN
6 IN	40 IN
9 IN	36 IN
11 IN	34 IN

**REACH RANGE TABLE 603.6**

WHERE DISPENSERS, OUTLETS, OR CONTROLS ARE INSTALLED ABOVE OBSTRUCTIONS (LAVATORIES, ETC), ENSURE MAX DEPTH AND HEIGHT IN ACCORDANCE WITH ICC/ANSI A117.1 TABLE 603.6

**GENERAL INFORMATION:**

- The intent of this Tip Sheet is to provide a general understanding of the code requirements and does not address the subject in great detail.
- Additional information can be obtained from your local participating jurisdiction.